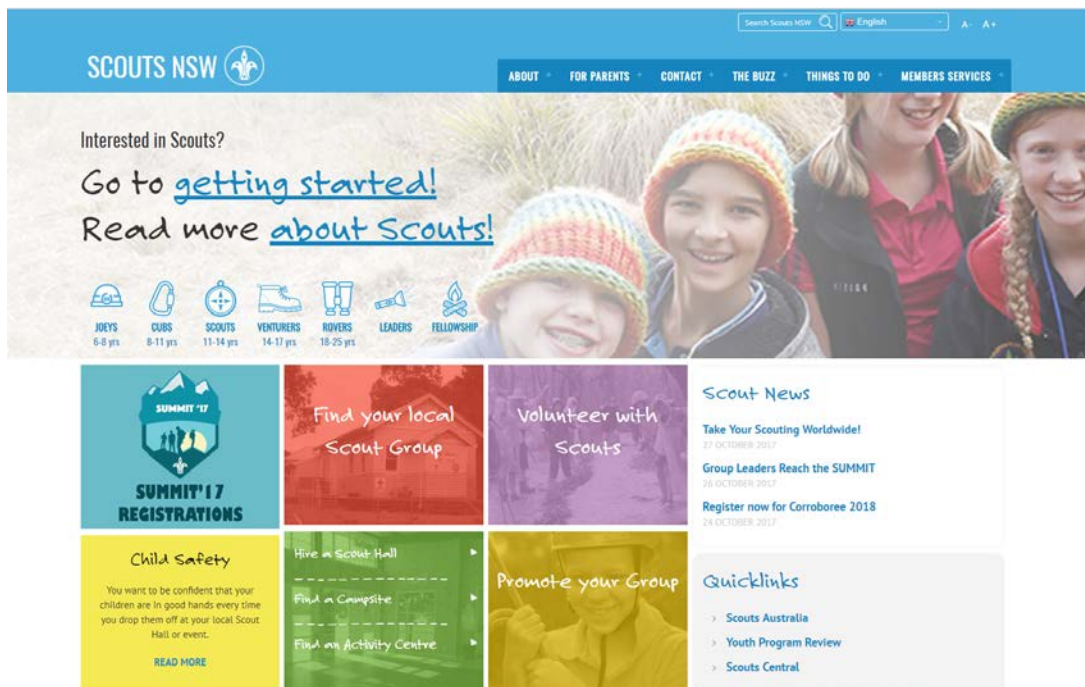


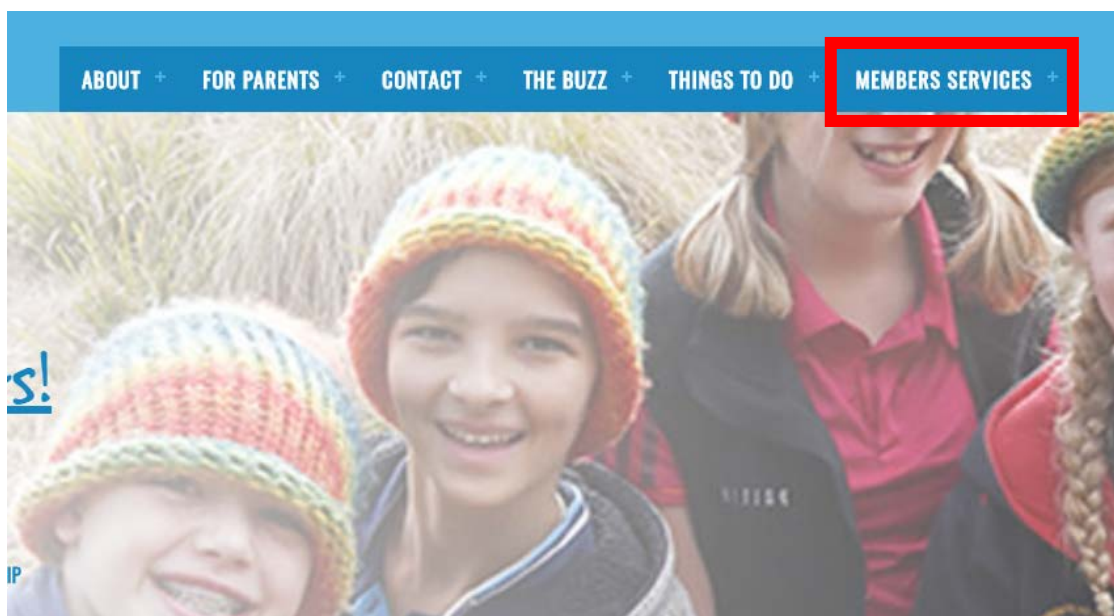
## SCOUTS AUSTRALIA NSW SCREEN CAPTURE TOUR HOW TO ACCESS SCOUTS RECYCLING SCHEME INFORMATION

1. Visit [www.nsw.scouts.com.au](http://www.nsw.scouts.com.au)



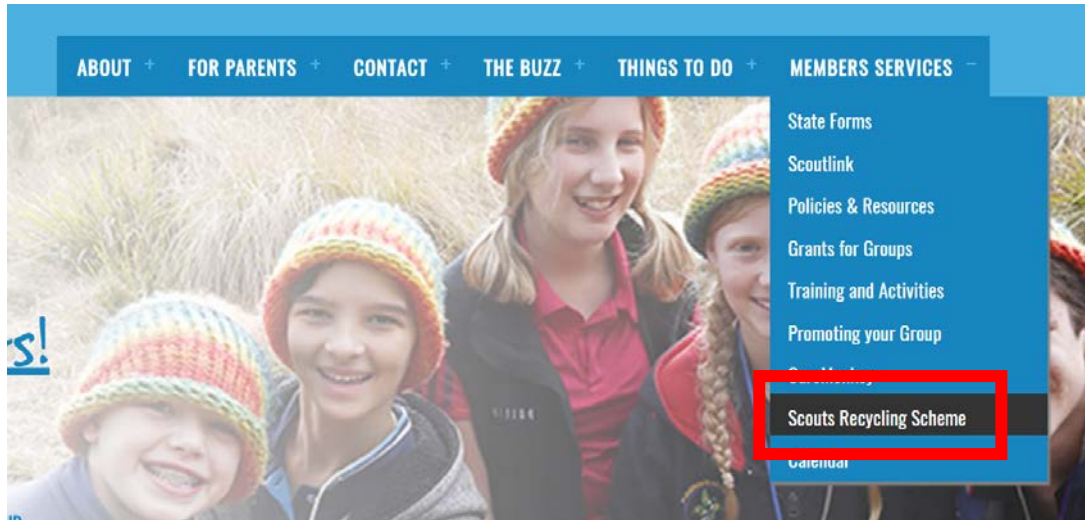
The screenshot shows the Scouts NSW website homepage. At the top, there is a blue navigation bar with the Scouts NSW logo and a search bar. Below the navigation bar, there is a large banner image of smiling Scouts wearing colorful knit hats. The banner contains the text "Interested in Scouts? Go to [getting started!](#) Read more [about Scouts!](#)". Below the banner, there are several icons representing different Scout levels: JOEYS (6-8 yrs), CUBS (8-11 yrs), SCOUTS (11-14 yrs), VENTURERS (14-17 yrs), ROVERS (18-25 yrs), LEADERS, and FELLOWSHIP. To the right of the icons, there is a "Scout News" section with three articles: "Take Your Scouting Worldwide!" (27 OCTOBER 2017), "Group Leaders Reach the SUMMIT" (26 OCTOBER 2017), and "Register now for Corroboree 2018" (24 OCTOBER 2017). Below the news section, there is a "Quicklinks" section with three links: "Scouts Australia", "Youth Program Review", and "Scouts Central".

2. Hover over the "Members Services" heading in the main menu.



The screenshot shows a close-up of the Scouts NSW website main menu. The menu is a blue horizontal bar with the following items: "ABOUT", "FOR PARENTS", "CONTACT", "THE BUZZ", "THINGS TO DO", and "MEMBERS SERVICES". The "MEMBERS SERVICES" item is highlighted with a red rectangular box.

3. Select “Scouts Recycling Scheme” from the drop-down menu list.



4. Navigate through the page to read about the Scouts Recycling Scheme, download supporting materials and register your formation’s interest.

